

# Hierarchical Concurrent Path Setup Scheme in Multi-Layer GMPLS Networks

Eiji Oki<sup>†</sup>, Daisaku Shimazaki, Kohei Shiimoto, and Naoaki Yamanaka  
 NTT Network Innovation Laboratories, NTT Corporation  
 Musashino-shi, 180-8585 Japan.  
 Tel: +81-422-59-3441, Fax: +81-422-59-6387  
 Email: oki.eiji@lab.ntt.co.jp

**Abstract**—This paper proposes a hierarchical label-switched path (LSP) setup scheme, called ConSet, for multi-layer generalized multi-protocol label switching (GMPLS) networks. ConSet allows a Path message to be transmitted to the downstream neighbor node without waiting for the establishment of the higher-order LSP. Confirmation of the establishment of the higher-order LSP is performed at the ingress node of the higher-order LSP before a Resv message of the lower-order LSP is transmitted to the upstream neighbor node. ConSet is able to set up hierarchical LSPs faster than the sequential scheme.

**Index Terms**—GMPLS, signaling, RSVP, multi layer

## I. INTRODUCTION

Generalized Multi-Protocol Label Switching (GMPLS) is being developed in the Internet Engineering Task Force (IETF) [1]. It is an extended version of Multi-Protocol Label Switching (MPLS). While MPLS was originally developed to control packet-based networks, GMPLS controls several layers, such as IP-packet, Time-Division-Multiplexing (TDM), wavelength, and optical-fiber layers, in a distributed manner.

A photonic MPLS router has been developed by NTT [2]. It offers both IP/Multi-Protocol Label Switch (MPLS) packet switching and wavelength-path switching. Wavelength paths, called lambda label switched paths (lambda LSPs) are set and released in a distributed manner based GMPLS. Since the photonic MPLS router has both types of switching capabilities and can handle GMPLS, it enables us to create, in a distributed manner, the optimum network configuration with regard to IP and optical network resources. Multi-layer traffic engineering, which yields the dynamic cooperation of IP/MPLS and optical layers, is required to provide IP services cost-effectively. Note that a packet LSP and a lambda LSP correspond to the lower-order LSP and the higher-order LSP, respectively. In the following, we use terms of "lower-order LSP" and "higher-order LSP" when describing general signaling procedures.

The concept of hierarchical LSPs was introduced in [3]. The GMPLS signaling protocol RSVP (Resource ReSerVation Protocol) allows hierarchical LSPs to be set up. When a new lower-order LSP is set up, the lower-order LSP setup triggers the establishment of a higher-order LSP, if it does not exist; the lower-order LSP uses the higher-order LSP as a link along the lower-order LSP. Here, the higher-order LSP is taken as a TE link of the lower-order LSP. The bandwidth of the higher-order LSP is equal to or larger than that of the lower-order LSP.

A hierarchical-LSP setup scheme was described in [1]. Figure 1 shows an example of the hierarchical-LSP setup scheme based on GMPLS RSVP. Node 1 transmits a Path message to node 2 to setup a lower-order LSP. The lower-order LSP setup triggers the establishment of a higher-order LSP as a link at node 2, which is an ingress node of the higher-order LSP. The higher-order LSP is setup from node 2 to node 5 by way of node 3 and node 4. Node 2 waits to transmit a Path message of the lower-order LSP to the next hop node, node 5, until it (node 2) receives a Resv message from the higher-order LSP. In other words, the Path message of the lower-order LSP is transmitted to the downstream neighbor node, only after a higher-order LSP is established. We call this scheme the sequential scheme.

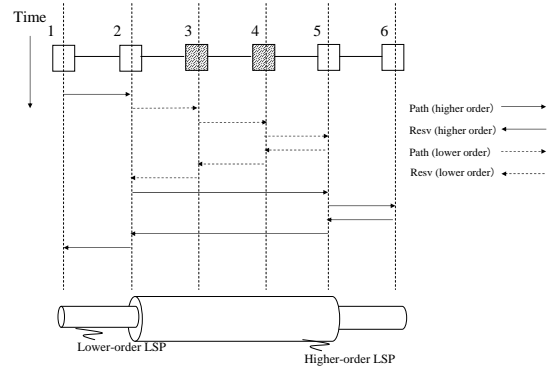


Fig. 1. Sequential scheme

The sequential scheme is possible within the existing GMPLS RSVP protocol [4], [5]. However, it takes the sequential scheme a long time to establish a lower-order LSP, especially when the number of hierarchical levels is large and/or when the hop number of the high-order LSP is large.

This paper proposes ConSet, a concurrent a hierarchical-LSP setup scheme. ConSet allows a Path message to be transmitted to the downstream neighbor node without waiting for the establishment of the higher-order LSP. The confirmation of the establishment of the higher-order LSP is performed at the ingress node of the higher-order LSP before a Resv message of the lower-order LSP is transmitted to the upstream neighbor node. ConSet can set up hierarchical LSPs faster than the sequential scheme.

## II. CONCURRENT SCHEME

We describe the use of ConSet in setting up a unidirectional LSP for simplicity, but it also supports bidirectional LSP setup.

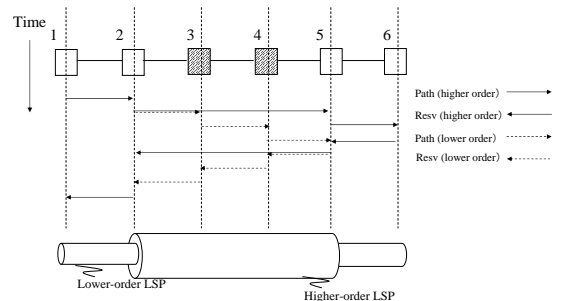


Fig. 2. ConSet

Figure 2 shows the ConSet procedure. Node 1 transmits a Path message to node 2 to setup a lower-order LSP. When node 2 receives the Path message, it initiates the establishment of a higher-order LSP, if necessary, as a link of the lower-order LSP. The lower higher-order LSP is established at node 2, which is the ingress node of the higher-order LSP. Node 2 transmits the Path message of the lower-layer LSP to its downstream neighbor node, which is node 5, without waiting for confirmation of the establishment of the higher-order LSP.

<sup>†</sup>Eiji Oki is a corresponding author

In other words, node 2 does not wait to receive a Resv message for the higher-order LSP before it transmits the Path message of the lower-order LSP to its downstream neighbor node.

When node 5 receives the Path message of the lower-order LSP, the node must not issue a PathErr message, even if the higher-order LSP, has not been established between it and node 2. This is because the higher-order LSP is in the process of being established.

When the destination node, node 6, receives the Path message of the lower-order LSP, it also does not issue a PathErr message, even if the link, i.e., higher-order LSP, has not been established between it and its upstream neighbor node. The destination node issues a Resv message for the lower-order LSP, whether the higher-order LSP has been established between it and the upstream neighbor node or not.

When a node receives a Resv message of the lower-order LSP, the node must not issue a ResvErr message even if the higher-order LSP, has not been established between the node and its downstream neighbor node, provided that the time elapsed since the first Resv message of the session was received at the node, has not exceeded a guard time, which is defined for ConSet. In this case, the node receiving the Resv message ignores and discards it. The node issues a ResvErr message, if the higher-order LSP has not been established between the node and its downstream neighbor node only if the elapsed time exceeds the guard time. A node receiving a Resv message for the lower-order LSP transmits a Resv message to its upstream neighbor node after the higher-order LSP is established between the node and the downstream neighbor node, in other words, after the node receives a Resv message of the higher-order LSP, provided that the elapsed time has not exceeded the guard time.

If the ingress node receives a Resv for the lower-order LSP, the lower-order LSP is established after the higher-order LSP is established between the ingress node and the downstream neighbor of the lower-order LSP.

Thus, ConSet is able to set up hierarchical LSPs faster than the sequential scheme.

### III. COMPARISON OF LSP SETUP TIME

We compared LSP setup times for ConSet and the sequential scheme.  $N_{ingress,L}$  and  $N_{egress,L}$  are the ingress node and egress node of a lower-order LSP. When the lower-order LSP is setup, a new higher-order LSP must be setup from  $N_{ingress,H}$  to  $N_{egress,H}$ , where  $N_{ingress,H}$  and  $N_{egress,H}$  are the ingress node and egress node of a higher-order LSP. We assume that links for the lower-order LSP from  $N_{ingress,L}$  to  $N_{ingress,H}$  and those from  $N_{egress,H}$  to  $N_{egress,L}$  are already established. For the lower-order LSP, let  $h_{L1}$  and  $h_{L2}$  be the number of hops from  $N_{ingress,L}$  to  $N_{ingress,H}$  and that from  $N_{egress,H}$  to  $N_{egress,L}$ , respectively. For the high-order LSP, let  $h_H$  be the number of hops from  $N_{ingress,H}$  to  $N_{egress,H}$ .

We assume that LSP setup times are mainly dominated by the time to process signaling messages at each node. The transmission time of signaling messages is assumed to be included in the processing time. Therefore, only the processing time for signaling messages are discussed hereafter.

The setup times for the lower-order LSP and the higher-order LSP are denoted as  $T_s$  and  $T_c$ , respectively. The processing time at each node is defined as  $p$ .  $p$  is assumed to be the same at every node. Therefore, the LSP setup time is equal to (the number of nodes in which the signaling packets are processed at each node.)  $\times p$ .  $T_s$  and  $T_c$  are given by,

$$T_s = (2h_{L1} + 4h_{L2} + 2h_H + 3)p \quad (1)$$

$$\begin{aligned} T_c &= \{2h_{L1} + \max(h_{L2} + 3, 2h_H + 1)\}p \\ &= \begin{cases} (2h_{L1} + h_{L2} + 3)p & \text{if } h_H \leq h_{L2} + 1 \\ (2h_{L1} + h_H + 1)p & \text{if } h_H > h_{L2} + 1. \end{cases} \quad (2) \end{aligned}$$

Note that when  $h_H \leq h_{L2} + 1$ , a Resv message of the higher-order LSP arrives earlier than a Resv message of the lower-order LSP. In this case, the arrival time of the Resv message

of the lower-order LSP dominates the lower-order LSP setup time. This is the case presented in the example shown in Figure 2. On the other hand, when  $h_H > h_{L2} + 1$ , the Resv message of the lower-order LSP arrives earlier than the Resv message of the higher-order LSP. In this case, the arrival time of the Resv message of the higher-order LSP dominates the lower-order LSP setup time. When  $h_H = h_{L2} + 1$ , the Resv messages of the lower-order and higher-order LSPs arrive at the same time. In examples of Figures 1 and 2,  $T_s = 13p$  and  $T_c = 9p$ .

The reduction effect,  $R$ , on the LSP setup time offered by ConSet compared to the sequential scheme is given by,

$$R = \frac{T_s - T_c}{T_s}. \quad (3)$$

Using Eqs. 1, 2, and 3,  $R$  is given by,

$$R = \begin{cases} \frac{2h_{L2} + 2h_H}{2h_{L1} + 4h_{L2} + 2h_H + 3} & \text{if } h_H \leq h_{L2} + 1 \\ \frac{4h_{L2} + 2}{2h_{L1} + 4h_{L2} + 2h_H + 3} & \text{if } h_H > h_{L2} + 1. \end{cases} \quad (4)$$

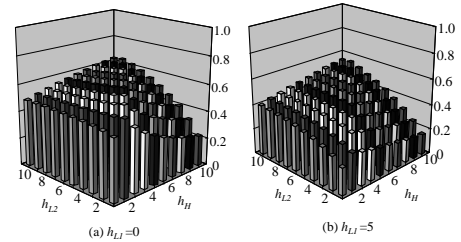


Fig. 3. Reduction effect for lower-order LSP setup time

The numerical results gained from Eq. 4 using  $H_{L1} = 0$  and  $H_{L1} = 5$  are shown in Figure 3. The difference in LSP setup times between the sequential scheme and ConSet, which is  $T_s - T_c$ , does not depend on  $H_{L1}$ . Therefore, the smaller  $H_{L1}$  is, the larger  $R$  is, as shown in Figure 3. We also observe that a *ridge* appears when  $h_H = h_{L2} + 1$ . This means that ConSet is most effective when the Resv messages of the lower-order and higher-order LSPs arrive at the same time. For example, when  $h_H = h_{L2} + 1 = 4$  and  $h_{L1} = 0$ , the LSP setup reduction effect is more than 60%.

### IV. CONCLUSIONS

This paper proposed a concurrent hierarchical-LSP setup scheme, called ConSet. ConSet allows a Path message to be transmitted to the downstream neighbor node without waiting for the establishment of the higher-order LSP. The confirmation of the establishment of the higher-order LSP is performed at the ingress node of the higher-order LSP before a Resv message of the lower-order LSP is transmitted to the upstream neighbor node. Numerical results showed that ConSet is able to set up hierarchical LSPs faster than the sequential scheme. We also observe that ConSet is most effective when the Resv messages of the lower-order and higher-order LSPs arrive at the same time.

### REFERENCES

- [1] A. Banerjee, J. Drake, J. P. Lang, B. Turner, K. Kompella, and Y. Rekhter, "Generalized Multiprotocol Label Switching: An Overview of Signaling Enhancements and Recovery Techniques," IEEE Commun. Mag., pp. 144-151, Jul. 2001.
- [2] K. Sato, N. Yamanaka, Y. Takigawa, M. Koga, S. Okamoto, K. Shiimoto, E. Oki, and W. Imajuku, "GMPLS-based Photonic Multilayer Router (Hikari Router) Architecture: An Overview of Traffic Engineering and Signaling Technology," IEEE Commun., vol. 40, no. 3, pp. 96-101, Mar. 2002.
- [3] K. Kompella et al., IETF draft, draft-ietf-mpls-lsp-hierarchy-08.txt, September 2002. (work in progress)
- [4] P. Ashwood-Smith et al., "Generalized MPLS - Signaling Functional Description," IETF RFC 3471, January 2003.
- [5] P. Ashwood-Smith et al., "Generalized MPLS Signaling - RSVP-TE Extensions," IETF RFC 3473, January 2003.